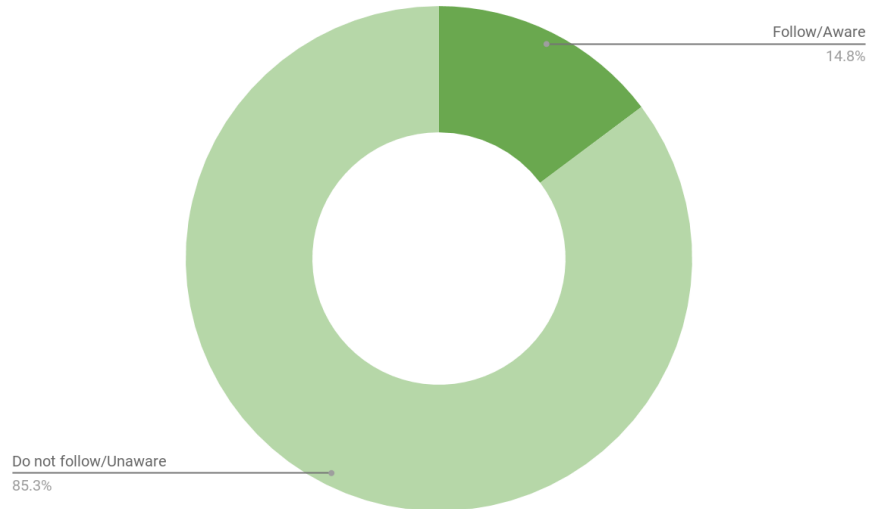


Collectors (Stakeholder Group A)

1. Laws and regulations Collectors follow/aware of (%)

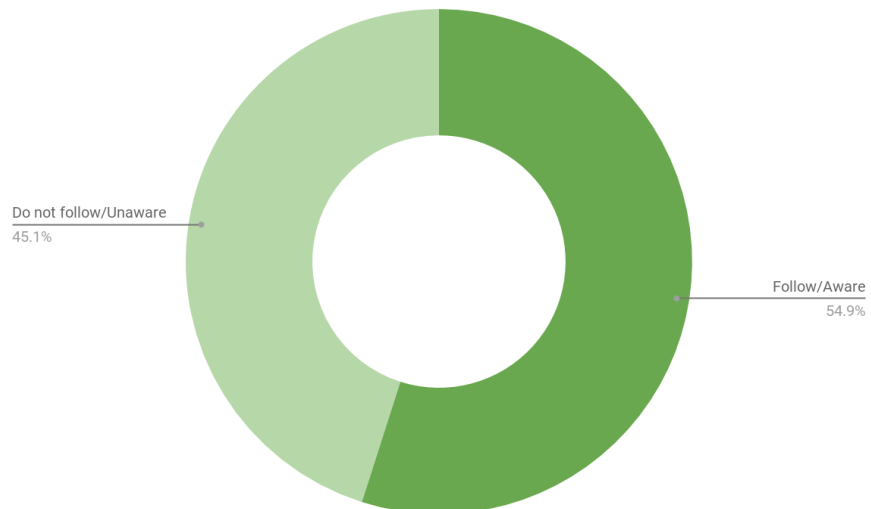
1.1. Control of Auction Sale and Trade of Antiquities Act B.E. 2474



Follow/Aware 14.75% | Do not Follow/Unaware 85.25%

Total number of Collectors who filled out this answer in the questionnaire: 122

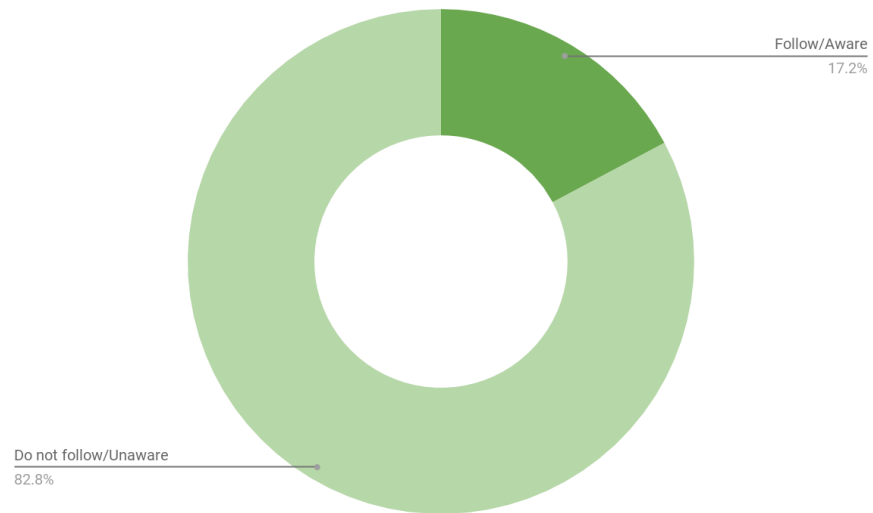
1.2. Public Health Act B.E. 2535



Follow/Aware 54.92% | Do not Follow/Unaware 45.08%

Total number of Collectors who filled out this answer in the questionnaire: 122

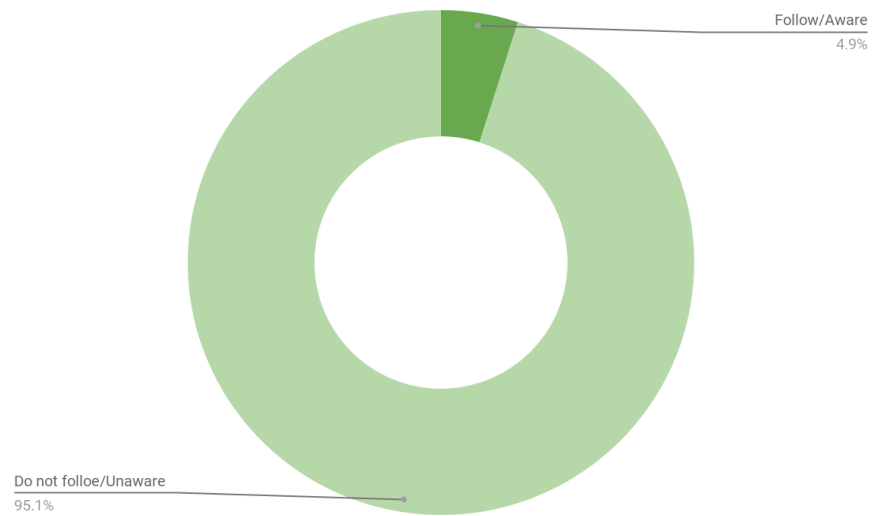
1.3. Control of Health Hazardous Establishments Act B.E. 2545



Follow/Aware 17.21% | Do not Follow/Unaware 82.79%

Total number of Collectors who filled out this answer in the questionnaire: 122

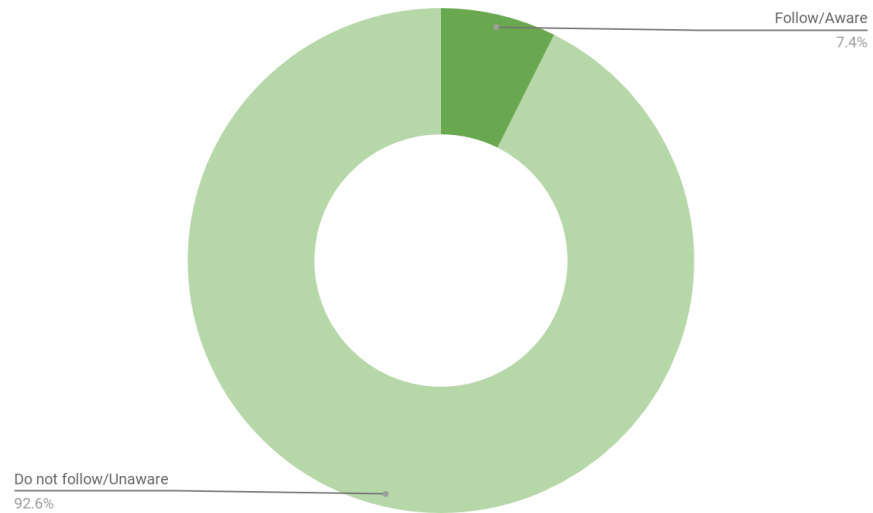
1.4. Town Planning Act B.E. 2518



Follow/Aware 4.92% | Do not Follow/Unaware 95.08%

Total number of Collectors who filled out this answer in the questionnaire: 122

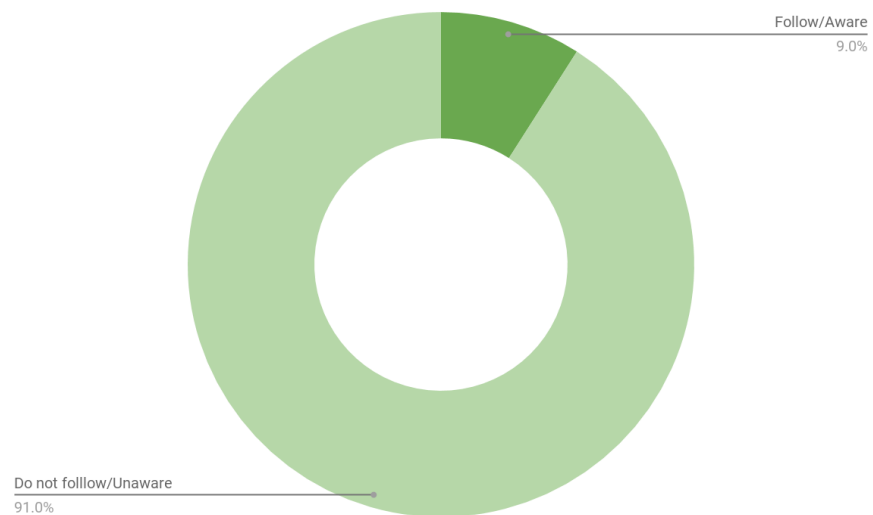
1.5. Building Control Act B.E. 2535



Follow/Aware 7.38% | Do not Follow/Unaware 92.62%

Total number of Collectors who filled out this answer in the questionnaire: 122

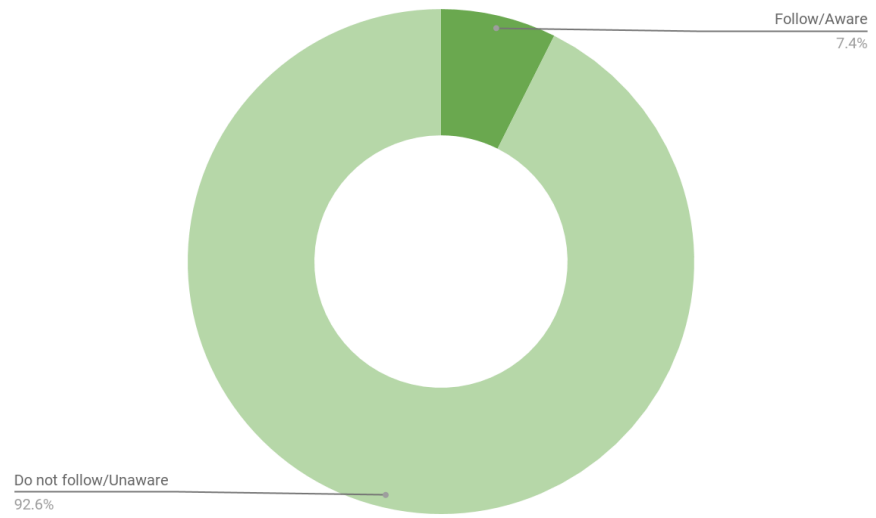
1.6. Hazard Substances Act B.E. 2535



Follow/Aware 9.02% | Do not Follow/Unaware 90.98%

Total number of Collectors who filled out this answer in the questionnaire: 122

1.7. Factory Act B.E. 2535/2560/2562

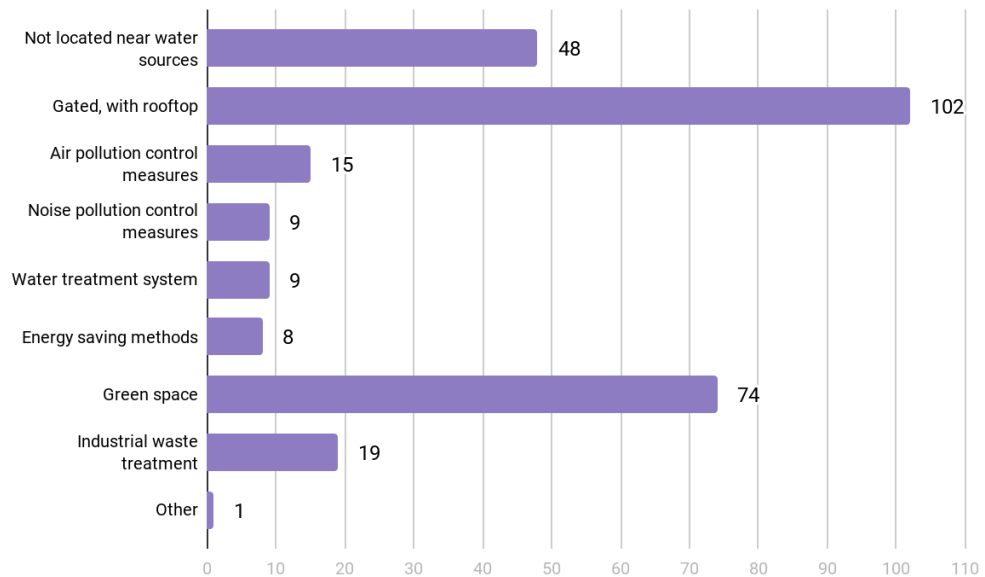


Follow/Aware 7.38% | Do not Follow/Unaware 92.62%

Total number of Collectors who filled out this answer in the questionnaire: 122

2. Environmental measures that Collectors implement

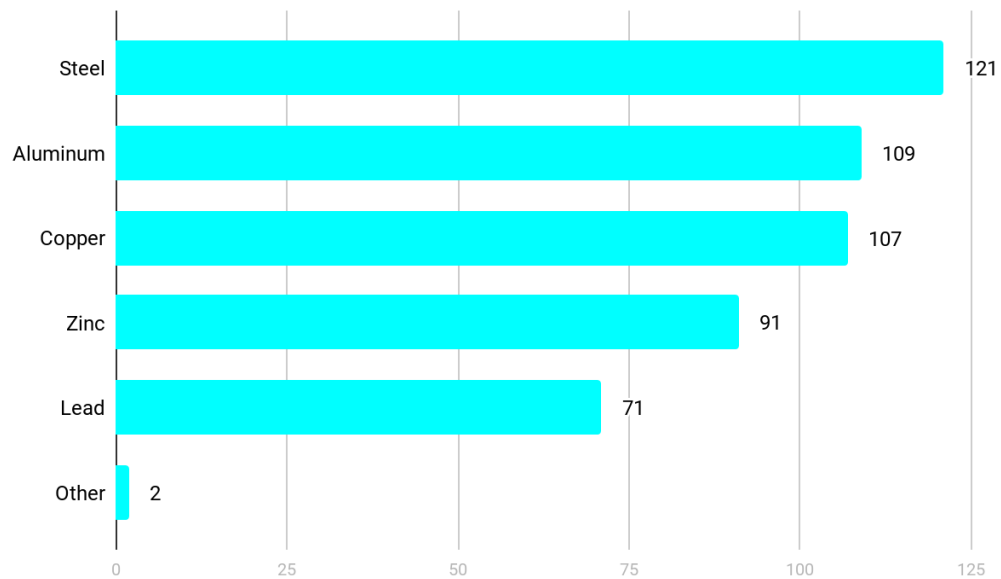
(Total number of Collectors who filled out this answer in the questionnaire: 122)



| | Count |
|--|-------|
| Not located near water sources or residential areas | 48 |
| Gated, with rooftop, and steel-reinforced concrete floor | 102 |
| Implementing air pollution control measures | 15 |
| Implementing noise pollution control measures | 9 |
| Implementing water treatment system | 9 |
| Implementing energy saving methods | 8 |
| Surrounded by trees and green space | 74 |
| Implementing measures to treat industrial waste | 19 |
| Other | 1 |

3. Number of Collectors and quantity of metal scrap collected

(Total number of Collectors who filled out this answer in the questionnaire: 112)



| | Count | Quantity (kg) |
|----------|-------|---------------|
| Steel | 121 | 21,319,275 |
| Aluminum | 109 | 347,280 |
| Copper | 107 | 177,755 |
| Zinc | 91 | 191,435 |
| Lead | 71 | 37,298 |
| Other | 2 | 50,000 |